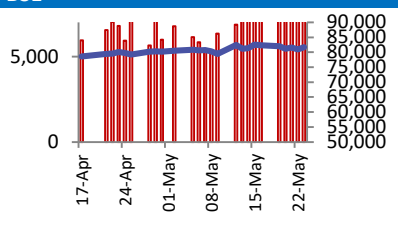
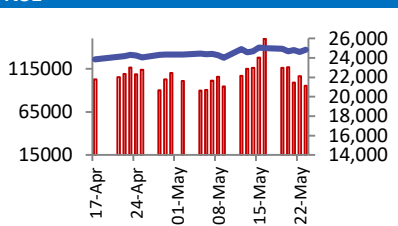


BSE	NSE
	
Open 80897 High 81905 Low 80897 Close 81721 Change 769 Volume (Lacs) 6869 Turnover (Rs.inCr) 7552	Open 24640 High 24909 Low 24614 Close 24853 Change 243 Volume(Lacs) 38222 Turnover(Rs.in Cr) 95245

World Markets	Current	Previous	Pt. Chg	Var(%)
Dow	41603	41859	(256)	-0.6%
Dow Futures	41995	41674	321	0.8%
Nasdaq	18737	18926	(189)	-1.0%
FTSE	8718	8739	(21)	-0.2%
Nikkei	37329	37160	169	0.5%
Hang Seng	23426	23601	(175)	-0.7%
Gift Nifty	24691	24655	36	0.1%
Straits Singapore	3871	3882	(11)	-0.3%
South Korea	2627	2592	35	1.4%
Taiwan	21637	21652	(15)	-0.1%
Shanghai	3354	3348	6	0.2%

Commodity Prices	Current	Previous	Pt. Chg	Var(%)
Copper (\$/MT)	9610	9501	110	1.2%
Alumin (\$/MT)	2464	2456	8	0.3%
Zinc (\$/MT)	2702	2698	4	0.1%
Brent Crude (\$/bbl)	65	65	0	0.0%
Gold (\$/Ounce)	3348	3358	(10)	-0.3%
Silver (\$/Ounce)	34	33	0	0.1%
Light Crude (\$/bbl)	62	62	0	0.0%
N G (\$/mmbtu)	3	3	0	0.0%
Sugar (\$/MT)	484	488	(5)	-0.9%
Rubber (Rs./kg)	198	197	1	0.3%
Baltic Dry Index	1340	1341	(1)	-0.1%

Currency Exchange Rate	Current	Previous	Var(%)
Rs./ \$ rate	85.22	86.01	-0.92%
Rs./ Euro	96.72	97.12	-0.41%
Rs./Chinese Yuan	11.88	11.87	0.12%
Yen / \$ rate	142.37	142.56	-0.13%
\$ US/Euro	1.14	1.14	0.43%

Dollar Index	Current	Previous	Var(%)
Dollar Index	98.77	99.11	-0.35%

Support/ Resistance Levels for Today		
	Nifty	Bank Nifty Fut
Support 1	24680	55100
Support 2	24490	54720
Resistance	24970	55720

Securities in Ban For Trade	
RBLBANK	MANAPPURAM
TITAGARH	DIXON
HINDCOPPER	CHAMBLFERT

Market Review

US: On Friday, U.S. markets closed lower, with the S&P 500 down 0.7%, the Dow Jones Industrial Average falling 0.6%, and the Nasdaq Composite dropping 1%.

Asia: Most Asian markets were a mixed bag on Monday after U.S. President Donald Trump threatened and then backtracked on increased European trade tariffs over the weekend, while Japanese shares extended a run of recent gains.

India: The benchmark equity indices closed higher on Friday after a day's respite, amid volatility in domestic markets. **Market is expected to open on a positive note and likely to witness positive move during the day.**

Global economy Sales of new U.S. single-family homes surged to more than a three-year high in April as builders lowered prices to attract buyers, but rising mortgage rates and economic uncertainty remained headwinds for the housing market. New home sales soared 10.9% to a seasonally adjusted annual rate of 743,000 units last month, the highest level since February 2022, the Commerce Department's Census Bureau said. The sales pace for March was revised down to a rate of 670,000 units from the previously reported 724,000 units, while that for February was downgraded to 653,000 units from 674,000 units.

Canadian retail sales grew by 0.8% in March from February, more than analysts had forecast, and looked set to have increased by 0.5% in April, Statistics Canada data indicated on Friday. The largest increase was the 4.8% gain posted by motor vehicle and parts dealers, the first rise in three months. Analysts suggested one reason was consumers rushing to buy cars before U.S. tariffs took effect in April.

Commodities: Oil prices gained in early Asian trade on Monday after U.S. President Donald Trump extended a deadline for trade talks with the European Union, easing concerns about U.S. tariffs on the bloc that could hurt the global economy and fuel demand.

Gold prices slipped from a two-week high on Monday after U.S. President Donald Trump set a July 9 deadline for a trade deal with the European Union, rescinding his earlier threat of a 50% tariff from June 1.

Currency: The euro and U.S. dollar rose against the safe-haven yen and Swiss franc on Monday after President Donald Trump set a July 9 deadline for a trade deal with the European Union

FII Derivative Transactions (Rs. Cr)

Contracts	Purchase		Sell		Net	Open Interest (OI)		OI (Previous day)		Change	
	Contract	Value	Contract	Value		Contract	Value	Contract	Value	Contract	Value
Index Future	32432	5791	31320	5639	152	159331	28099	153103	26630	6228	1469
Index Option	5153441	939042	5060643	923531	15511	2460156	443893	2191050	390443	269106	53450
Stock Future	484725	31724	439784	28688	3036	5991713	384027	5978072	380414	13641	3613
Stock Option	1236668	84286	1209620	82461	1825	1954904	125219	1915815	121833	39089	3386
Total	6907266	1060843	6741367	1040319	20524	10566104	981238	10238040	919320	328064	61918

FII All Activity-BBG (Rs Cr)	Buy	Sell	Net
16-May-25	19835	12351	7483
19-May-25	13411	12473	938
20-May-25	14855	24896	(10041)
21-May-25	13509	11237	2272
22-May-25	11832	17269	(5436)
Month to date- May	232830	219168	13662

FII (Prov.) (Rs. Cr)	Buy	Sell	Net
19-May-25	11817	12343	(526)
20-May-25	14789	24805	(10016)
21-May-25	13356	11154	2202
22-May-25	11609	16654	(5045)
23-May-25	11054	9260	1795
Month to date-May	241471	229280	12192

DII (Prov.) (Rs. Cr)	Buy	Sell	Net
19-May-25	10988	11226	(238)
20-May-25	15377	8638	6738
21-May-25	10556	9872	684
22-May-25	13349	9634	3715
23-May-25	10011	9711	300
Month to date-May	217027	182529	34498

FII Debt - BBG (Rs. Cr)	Buy	Sell	Net
16-May-25	1348	1893	(545)
19-May-25	1126	2297	(1171)
20-May-25	2645	2671	(26)
21-May-25	2250	2850	(600)
22-May-25	1611	4564	(2953)
Month to date- May	31014	41588	(10574)

Market Breadth	BSE		NSE	
	No.	%	No.	%
Advance	2323	57%	1726	59%
Decline	1639	40%	1116	38%
Unchanged	144	4%	71	2%

Market Turnover	23-May	22-May	Var (%)
BSE Cash	7552	7206	5%
NSE Cash	95245	106355	-10%
NSE Futures	156209	142168	10%
NSE Options	11500463	55238745	-79%
Total (Rs.Cr)	11759470	55494475	-79%

Volatility Index	23-May	22-May
Volatility Index	17.28	17.26

Index PE - TTM	23-May	Yr. High	Yr. Low
Sensex	22.8	25.2	20.3
Nifty	22.4	24.4	19.6

Corporate News
Supreme Court Upholds Entertainment Tax On DTH Services For Bharti Airtel Subsidiary

The Supreme Court has dismissed Bharti Airtel arm Bharti Telemedia Ltd.'s appeal against high court judgements to levy entertainment tax on DTH services. The total estimated exposure pursuant to judgement at Rs 585 crore.(NDTV)

Salzer Electronics wins order worth Rs 192 cr from Bruhat Bengaluru Mahanagara Palike

The company received an order worth Rs 192 crore to install centralised control and monitoring system for street lights in Bengaluru.(NDTV)

Havells India boosts cable production with ₹340 crore additional investment

The company is set to make an investment of Rs 340 crore to further hike cables capacity in Alwar. Alwar Plant total annual capacity of cables to be 41.45 lakh Km. (NDTV)

Economy
Centre approved national highway projects worth Rs 13,000 cr in Odisha in FY'26

The central government has approved national highway projects worth Rs 13,000 crore in Odisha for the 2025-26 fiscal year. The state government aims to complete Rs 2,000 crore worth of road construction by September. (ET)

Fiscal deficit of govt to ease by 20 to 30 bps to 4.2% of GDP by RBI's bumper dividend

State Bank of India reports that the central government's fiscal deficit could decrease by 20-30 basis points to 4.2% of GDP due to a significant dividend transfer from the Reserve Bank of India. This unexpected revenue provides the government with flexibility to either reduce the deficit or increase spending in key sectors. (ET)

International
Nvidia plans to launch cheap Blackwell AI chip in China amid US controls

Nvidia plans to launch a new artificial intelligence chip in China at a lower price than its recently restricted H20 chip, with production planned to begin by as early as June, Reuters reported over the weekend. (Reuters)

Top 5 Nifty Gainers	23-May	22-May	Var(%)
ETERNAL	238	229	3.7%
HDFCLIFE	780	756	3.2%
JIOFIN	282	275	2.6%
POWERGRID	298	291	2.5%
ITC	436	426	2.4%
Top 5 Nifty Losers	23-May	22-May	Var(%)
SUNPHARMA	1684	1719	-2.0%
GRASIM	2659	2675	-0.6%

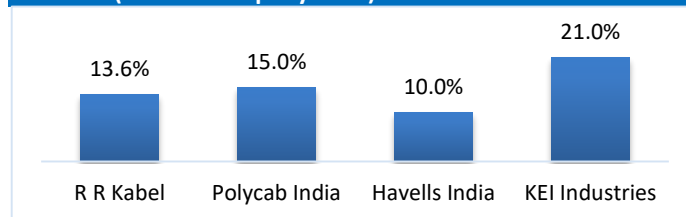
BSE Index Watch	Last	1 day	1 wk	1 mth	1 yr
SENSEX	81721	1.0%	-0.7%	3.2%	8.4%
MIDCAP	44861	0.5%	-0.3%	5.5%	3.1%
SMLCAP	51521	0.5%	0.9%	7.3%	7.3%
AUTO	52745	0.2%	-1.7%	7.1%	-2.8%
BANKEX	62963	1.0%	0.0%	1.1%	12.6%
Capital Goods	69246	0.4%	0.5%	12.6%	-1.4%
FMCG	20659	1.5%	-0.7%	0.6%	3.5%
Health Care	42514	0.0%	0.2%	1.5%	19.9%
IT	36938	0.9%	-1.2%	5.9%	7.0%
METAL	31121	0.6%	0.4%	7.3%	-7.0%
Oil & Gas	27220	0.9%	-0.7%	5.7%	-7.9%
Power	6807	1.0%	-0.1%	1.8%	-12.6%
Realty	7256	0.2%	2.5%	8.9%	-9.8%

Margin Trading Disclosure (Rs. In Cr)	Last	1 day	1 wk	1 mth	3 mth
Op. Scripwise Outstanding	74427	2.7%	7.4%	9.8%	2.0%
Fresh Exposure	5822	-21.5%	-15.3%	-3.3%	49.8%
Exposure liquidated	5687	3.9%	-12.3%	-7.5%	35.0%
Closing Net scripwise outstanding	74562	0.2%	7.0%	10.2%	2.7%

NSE USD Futures	23-May	22-May	Var (%)
Apr Expiry (Rs./\$)	86.00	86.00	0.0%
May Expiry (Rs./\$)	85.35	85.46	-0.1%
Total Turnover (Rs. Crore)	4444	3612	23%

Sectors	TTM PE
Auto	31.27
Auto Ancillary	42.5
Banking	14.19
Engineering	49.07
Cement	77.03
Diamonds & Jewellery	44.33
Housing Finance	24.38
Infrastructure & Const	29.09
Metals-Aluminium	29.08
Metal – Steel	18.06
Oil Expl.	7.01
Pharma	10.12
Power – Gen. Supp.	39.58
Information Tech.	27.88
Sugar	18.74
Telecom Serv. Prov.	37.54
Tyres	33.19

Cables & Wires Segment - Peers Volume Growth for Q4FY25 Y-o-Y% (Source:Company Data)



10 year G-Sec Yield	Current	Previous	Change
US	4.51%	4.53%	(2) bps
Japan	1.54%	1.54%	0 bps
India	6.25%	6.27%	(2) bps
UK	4.68%	4.75%	(7) bps
Libor 3 Mths	4.85%	4.85%	(0) bps

Indian Eco Data	Current	Previous	Var(%)
Forex Reserve (US\$ in bn)	686	686	0.0%
Inflation - WPI	0.85%	2.05%	(120) bps
Inflation - CPI	3.16%	3.34%	(18) bps

India GDP	Q3FY25	Q2FY25	Var(%)
Growth	6.15%	5.58%	57 bps

Monetary Policy	Current	Previous	Change
Repo Rate	6.25%	6.50%	(25) bps
Reverse Repo Rate	3.35%	3.35%	0 bps
CRR	4.00%	4.00%	0 bps
O/S Banking System Liquidity (Rs bn)	1126	1256	(130.1)

IIP Growth %	Mar-25	Mar-24	Apr-Feb
IIP	3.0	5.5	3.6
Capital Goods	2.4	7.0	6.2
Mining	0.4	1.3	2.2
Manufacturing	3.0	5.9	4.2
Electricity	6.3	8.6	3.8

ADR Price Movement

Company	Price (US\$)	Volume	Previous Day Price	Volume	Variance (%)	No. of Share Per ADR	ADR Price (Rs.)	BSE Price	Variance (%)
Infosys Tech	18.11	10086746	18.04	8344995	0.39%	1	1543.27	1564.80	-1.4%
Wipro	2.86	4740353	2.85	5798751	0.35%	1	243.72	247.36	-1.5%
Dr.Reddy's	14.38	1383272	14.28	1321900	0.70%	1	1225.41	1230.10	-0.4%
ICICI Bank	34.39	6752973	33.78	3821159	1.81%	2	1465.29	1449.80	1.1%
HDFC Bank	73.98	3094533	72.72	2045550	1.73%	3	2101.43	1933.60	8.7%

GDR's (US\$)

	Prices	Prev. Close	Change	Var %
L&T	41.95	41.40	0.6	1.3%
RIL	66.10	65.70	0.4	0.6%
SBI	92.00	91.60	0.4	0.4%

US Economy Data	Current	Previous
Inflation (%) (YoY)	2.30%	2.40%
Unemployment (%)	4.20%	4.20%

Interest Rate (%)	Current	Previous
Fed Rate	4.50%	4.50%

US GDP	Q1CY25	Q4CY24
Growth (QoQ Annualized)	-0.30%	2.40%

China Economy Data	Current	Previous
GDP	5.40%	5.40%
Inflation – CPI (%)	-0.10%	-0.10%

Economic Calendar

	Date
Indian GDP Data	30 May
Indian Inflation Data CPI	12 June
Indian Inflation Data WPI	16 June
Indian Monetary Policy	06 Jun
India's Industrial Production (IIP)	28 May
US Inflation Data	11 June
US GDP	29 May
US Unemployment Data	06 June
US Fed Rate	18 June
China GDP	15 July
China Inflation Data	09 June

Event Update

Name	Date	Purpose
Archean Chemical Industries Ltd.	26/05/25	Rs.3.00 per share(150%)Final Dividend
Black Rose Industries Ltd.	26/05/25	Rs.0.50 per share(50%)Dividend
Lloyds Metals & Energy Ltd.	26/05/25	Rs.1.00 per share(100%)Final Dividend
Pearl Global Industries Ltd.	26/05/25	Rs.6.50 per share(130%)Second Interim Dividend
Infobeans Technologies Ltd.	27/05/25	Buy Back of Shares
L&T Finance Ltd.	27/05/25	Rs.2.75 per share(27.5%)Final Dividend
Man InfraConstruction Ltd.	27/05/25	Rs.0.45 per share(22.5%)First Interim Dividend
Paramatrix Technologies Ltd.	27/05/25	Buy Back of Shares
Trident Ltd.	27/05/25	Rs.0.50 per share(50%)First Interim Dividend
Colgate-Palmolive (India) Ltd.	28/05/25	Rs.27.00 per share(2700%)Second Interim Dividend
Kennametal India Ltd.	28/05/25	Rs.40.00 per share(400%)Interim Dividend
Tata Consumer Products Ltd.	29/05/25	Rs.8.25 per share(825%)Dividend
Angel One Ltd.	30/05/25	Rs.26.00 per share(260%)Final Dividend
Bajaj Finance Ltd.	30/05/25	Rs.44.00 per share(2200%)Final Dividend
Bharat Bhushan Finance & Commodity Brokers Ltd.	30/05/25	Right Issue of Equity Shares
Caplin Point Laboratories Ltd.	30/05/25	Rs.3.00 per share(150%)Interim Dividend
Glaxosmithkline Pharmaceuticals Ltd.	30/05/25	Rs.42.00 per share(420%)Final Dividend
Infosys Ltd.	30/05/25	Rs.22.00 per share(440%)Final Dividend
Meghna Infracon Infrastructure Ltd.	30/05/25	Rs.0.10 per share(1%)Interim Dividend
Ponni Sugars (Erode) Ltd.	30/05/25	Rs.3.00 per share(30%)Final Dividend
UNO Minda Ltd.	30/05/25	Rs.1.50 per share(75%)Final Dividend
Vimta Labs Ltd.	30/05/25	Rs.2.00 per share(100%)Dividend

Bulk Deal As On 23/05/25

BSE					
Security Code	Security Name	Client Name	Deal	Quantity	Price
543943	ASARFI	HARISHKUMARGUPTA	S	100000	106.99
543443	ASCENSIVE	GIRIJADHAVA VYAPAAR PRIVATE LIMITED	B	320000	18.8
539559	DDIL	KAMAL BHUPATRAI PAREKH HUF	S	1150000	4.9
539559	DDIL	MANISH KUMAR HUF	B	1149890	4.9
513536	GNRL	L7 HITECH PRIVATE LIMITED	B	675000	48.86
524614	INDXTRA	MANISH KUMAR HUF	S	1150000	4.87
524614	INDXTRA	MILLIONAIRES LEAGUE PRIVATE LIMITED	B	1010000	4.87
544398	KENRIK	MISTERKAPOORKESHRI	B	78000	24.03
543364	MARKOLINES	ALMONDZ GLOBAL SECURITIES LIMITED.	B	221600	151.97
543364	MARKOLINES	KUNAL ATUL BORA	S	200000	152
542724	MURAE	ALKABEN PRADIPKUMAR SHAH	S	13051737	1.41
542724	MURAE	ALKABEN PRADIPKUMAR SHAH	B	10940279	1.4
542724	MURAE	D3 STOCK VISION LLP	S	5200980	1.41
542724	MURAE	D3 STOCK VISION LLP	B	5200980	1.41
542724	MURAE	NEO APEX VENTURE LLP	S	5000000	1.41
542724	MURAE	NEO APEX VENTURE LLP	B	5000000	1.41
531289	NATFIT	COUNTER CYCLICAL INVESTMENTS PRIVATE LIMITED	S	50000	176.3
531289	NATFIT	GUTTIKONDA RAJASEKHAR	B	100656	175.94
531289	NATFIT	GUTTIKONDA VARA LAKSHMI	B	66861	176.32
531289	NATFIT	RANA ENTERPRISES	S	81000	176.4
543207	NATURAL	ARUNKUMAR DASHRATHBHAI PRAJAPATI HUF	S	130000	11.29
543207	NATURAL	CHOKSHI DIMPLE	S	188000	11.29
543207	NATURAL	SANJAY JAYKANT SHAH	B	400000	11.29
543400	OMNIPOTENT	HEMANT NARESH JAIN HUF	B	96000	14.25
543400	OMNIPOTENT	RAVI ASHOK KOTHARI	S	156000	14.24
531512	ORIENTTR	DIMPLE PREMKUMAR SHETH	B	100000	19
540198	OSIAJEE	KALPESH JASWANTRAI DOSHI	S	35914	206.45
501144	PEOPLIN	AMIT BANSAL	B	1341	168.83
501144	PEOPLIN	KESHAVJI DHARMESHKUMAR	S	1363	167.21
544383	PPARIVAH	DHAIRYA PIYUSHBHAI SHAH	S	103200	130.68
519097	RITESHIN	NEO APEX VENTURE LLP	S	50000	42.9
519097	RITESHIN	NEO APEX VENTURE LLP	B	50000	42.9
543924	SONALIS	DEVICHAND SONMAL JAIN	S	68000	55.5
543924	SONALIS	RAJANIKANT VADILAL SANGHAVI	S	28000	55.57
543924	SONALIS	SHASHIKANTCHIMANLALSHAH	B	26000	55.72
543924	SONALIS	SMITASHASHIKANTSHAH	B	188000	55.58
539117	SUJALA	RANDEEP SINGH	S	37081	65.85
542765	TRANSPACT	PASHUPATI CAPITAL SERVICE PVT LTD	B	5000	219.9
542765	TRANSPACT	RG HUF	S	3000	219.9
532402	USGTECH	NANDANVAN COMMERCIAL PRIVATE LIMITED	B	292302	12.15
532402	USGTECH	RADHIKA GUPTA	S	283434	12.15
538970	WARDINMOBI	YATIN SANJAY GUPTA	S	1400000	17.62

NSE

Security Code	Security Name	Client Name	Deal	Quantity	Price
APTECHT	Aptech Limited	AALIDHRA TEXTTOOL ENGINEERS PRIVATE LIMITED	BUY	675000	164.23
APTECHT	Aptech Limited	CHANDRAKANT CHHAGANBHAI GONDALIA	SELL	675000	164.23
ATLASCYCLE	Atlas Cycles (Haryana) Lt	BHARATI BHARAT KENIA	SELL	40000	128.8
BOHRAIND	Bohra Industries Limited	ADITI SPECIALITY PACKAGING PRIVATE LIMITED	SELL	82683	35.91
CARTRADE	Cartrade Tech Limited	FIRST SENTIER INVESTORS ICVC-SI INDIAN SUBCONTINENT SUSTAINABILITY FUND	BUY	296264	1638.39
COSMOFIRST	COSMO FIRST LIMITED	RAVI KANT JAIPURIA	BUY	251901	909.96
DCMFINSERV	DCM Financial Ser Ltd	SABITA JAIN	BUY	100000	8.34
DCMFINSERV	DCM Financial Ser Ltd	SANDEEP SETHI	SELL	100000	9.18
GATDVR-RE	GACM Technologies Ltd	ANAND SINGH	BUY	688976	0.15
GATDVR-RE	GACM Technologies Ltd	MATI LAL GARAI	SELL	373170	0.15
GODHA	Godha Cabcon Insulat Ltd	POOJA PRAGNESH DAVE	SELL	6376013	0.54
GRAVITA	Gravita India Limited	MOTILAL OSWAL ASSET MANAGEMENT CO.LTD. - NTDOP (PMS)	BUY	733200	1991
GRAVITA	Gravita India Limited	RAJAT AGRAWAL	SELL	2500000	1991.52
INTERARCH	Interarch Bldng Soltn Ltd	EAM EMERGING MARKETS SMALL CAP FUND LP	BUY	92821	2147.42
LLOYDS-RE1	LLOYDS ENG WORKS LTD	HALAN BROTHERS LLP	BUY	3671524	12
LLOYDS-RE1	LLOYDS ENG WORKS LTD	LLOYDS ENTERPRISES LIMITED	SELL	23886638	12.77
LLOYDSENGG	LLOYDS ENGG WORK LIM	LLOYDS ENTERPRISES LIMITED	SELL	26800000	48.5
LLOYDSENGG	LLOYDS ENGG WORK LIM	LLOYDS ENTERPRISES LIMITED	SELL	26800000	48.5
LLOYDSENGG	LLOYDS ENGG WORK LIM	THRIVENI EARTHMOVERS PRIVATE LIMITED	BUY	26800000	48.5
LLOYDSENGG	LLOYDS ENGG WORK LIM	THRIVENI EARTHMOVERS PRIVATE LIMITED	BUY	26800000	48.5
MITCONPP	MITCON Consultancy	AAMM CORPORATIONS LLP	BUY	50000	28.29
MITCONPP	MITCON Consultancy	KRISHAN AWATAR GUPT	SELL	26508	28.5
OLIL	Oneclick Logistics Ind L	BHASKAR NARMADASHANKAR OZA	BUY	24000	177.44
PSRAJ	P S Raj Steels Limited	VIKASA INDIA EIF I FUND - SHARE CLASS P	SELL	42000	139
POCL	Pondy Oxides & Chem Ltd	ANIL KUMAR BANSAL	SELL	400000	763.32
POCL	Pondy Oxides & Chem Ltd	BANDHAN MUTUAL FUND	BUY	254347	750
POCL	Pondy Oxides & Chem Ltd	SAROJ RAJENDRA PRASAD BANSAL	SELL	200000	750
RAMCOCEM	Ramco Cements Ltd.	NIPPON INDIA MUTUAL FUND	BUY	1950000	1005.03
SRPL	Shree Ram Proteins Ltd.	HARBIR SINGH CHADHA	SELL	1597430	0.95

Disclosure:

Research Reports that are published by Nirmal Bang Securities Private Limited (hereinafter referred to as "NBSPL") are for private circulation only. NBSPL is a registered Research Analyst under SEBI (Research Analyst) Regulations, 2014 having Registration no. INH000001766. NBSPL is also a registered Stock Broker with National Stock Exchange of India Limited, BSE Limited, Metropolitan Stock Exchange of India Limited, Multi Commodity Exchange of India Limited and , National Commodity and Derivative Exchange Limited in Capital Market , Equity and Commodities derivatives segments and Currency Derivatives Segment .

NBSPL has other business divisions with independent research teams separated by Chinese walls, and therefore may, at times, have different or contrary views on stocks and markets.

NBSPL or its associates have not been debarred / suspended by SEBI or any other regulatory authority for accessing / dealing in securities Market since last 20 years. NBSPL, its associates or analyst or his relatives do not hold any financial interest (Except Investment) in the subject company. NBSPL or its associates or Analyst do not have any conflict or material conflict of interest at the time of publication of the research report with the subject company. NBSPL or its associates or Analyst or his relatives may or may not hold beneficial ownership of 1% or more in the subject company at the end of the month immediately preceding the date of publication of this research report.

NBSPL or its associates / analyst has not received any compensation / managed or co-managed public offering of securities of the company covered by Analyst during the past twelve months. NBSPL or its associates have not received any compensation or other benefits from the company covered by Analyst or third party in connection with the research report. Analyst has not served as an officer, director or employee of Subject Company. NBSPL / analyst has not been engaged in market making activity of the subject company.

Analyst Certification: The research analysts and authors of these reports, hereby certify that the views expressed in this research report accurately reflects my/our personal views about the subject securities, issuers, products, sectors or industries. It is also certified that no part of the compensation of the analyst(s) was, is, or will be directly or indirectly related to the inclusion of specific recommendations or views in this research. The analyst(s) principally responsible for the preparation of this research report and has taken reasonable care to achieve and maintain independence and objectivity in making any recommendations.

Disclaimer:

The Research Report is for the personal information of the authorized recipient and does not construe to be any investment, legal or taxation advice. NBSPL is not soliciting any action based upon it. Nothing in the research report shall be construed as a solicitation to buy or sell any security or product, or to engage in or refrain from engaging in any such transaction. In preparing the research report, we did not take into account the investment objectives, financial situation and particular needs of the reader.

The research report has been prepared for the general use of the clients of NBSPL and must not be copied, either in whole or in part, or distributed or redistributed to any other person in any form. If you are not the intended recipient you must not use or disclose the information in the research report in any way. Though disseminated to all the customers simultaneously, not all customers may receive the research report at the same time. NBSPL will not treat recipients as customers by virtue of their receiving the research report. The research report is not directed or intended for distribution to or use by any person or entity resident in a state, country or any jurisdiction, where such distribution, publication, availability or use would be contrary to law, regulation or which would subject NBSPL & its group companies to registration or licensing requirements within such jurisdictions.

The report is based on the information obtained from sources believed to be reliable, but we do not make any representation or warranty that it is accurate, complete or up-to-date and it should not be relied upon as such. We accept no obligation to correct or update the information or opinions in it. NBSPL or any of its affiliates or employees shall not be in any way responsible for any loss or damage that may arise to any person from any inadvertent error in the information contained in the research report. NBSPL or any of its affiliates or employees do not provide, at any time, any express or implied warranty of any kind, regarding any matter pertaining to this report, including without limitation the implied warranties of merchantability, fitness for a particular purpose, and non-infringement. The recipients of the research report should rely on their own investigations.

This information is subject to change without any prior notice. NBSPL reserves its absolute discretion and right to make or refrain from making modifications and alterations to this statement from time to time. Nevertheless, NBSPL is committed to providing independent and transparent recommendations to its clients, and would be happy to provide information in response to specific client queries.

Before making an investment decision on the basis of research report, the reader needs to consider, with or without the assistance of an adviser, whether the advice is appropriate in light of their particular investment needs, objectives and financial circumstances. There are risks involved in securities trading. The price of securities can and does fluctuate, and an individual security may even become valueless. International investors are reminded of the additional risks inherent in international investments, such as currency fluctuations and international stock market or economic conditions, which may adversely affect the value of the investment. Opinions expressed are subject to change without any notice. Neither the company nor the director or the employees of NBSPL accept any liability whatsoever for any direct, indirect, consequential or other loss arising from any use of the research report and/or further communication in relation to the research report. Here it may be noted that neither NBSPL, nor its directors, employees, agents or representatives shall be liable for any damages whether direct or indirect, incidental, special or consequential including lost revenue or lost profit that may arise from or in connection with the use of the information contained in the research report.

Copyright of this document vests exclusively with NBSPL.

Our reports are also available on our website

Registration granted by SEBI and certification from NISM in no way guarantee performance of NBSPL or provide any assurance of returns to investors.

Nirmal Bang Research (Division of Nirmal Bang Securities Pvt. Ltd.)

B-2, 301/302, Marathon Innova,
Opp. Peninsula Corporate Park
Off. Ganpatrao Kadam Marg
Lower Parel(W), Mumbai-400013
Board No. : 91 22 6723 8000/8001
Fax. : 022 6723 8010